

PREPARATION FOR SOCCER SCHOOL



BLUE SHIRT,
WHITE SHORTS
AND WHITE
SOCKS.



BRING YOUR
OWN (SMALL)
HAND SANITISER
AND A DRINK.



ENSURE
SESSIONS/EQUIP
MENT HAVE BEEN
PLANNED IN LINE
WITH CURRENT
SOCIAL DISTANCE
GUIDANCE.

PRINT REGISTERS.



First aid



FIRST AID KIT
INCLUDING BASIC PPE
(FACE MASK, GLOVES AND GOGGLES)



DISINFECTANT
FOR USE PRIOR
AND POST
SESSION.



WASH YOUR
HANDS WITH
SOAP AND
WATER.
(20 SECONDS)

BEFORE LEAVING
FOR TRAINING.

DURING SOCCER SCHOOL



AS THE PLAYERS
ARRIVE, DIRECT
THEM TO THEIR
'SAFE AREA'.

LEAVE THEIR
BELONGINGS
HERE.

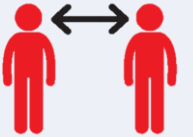
SANITISE HANDS



EXPLAIN CLEARLY
THE TASK AND
CHECK THEIR
UNDERSTANDING.

LET THEM BEGIN!

3 STEPS



REMAIN 3 STEPS
APART FROM
ANYONE ELSE
THROUGHOUT.

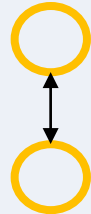
ARRIVAL AT SOCCER SCHOOL



ASSESS THE AREA
FOR POTENTIAL
DANGERS,
TAKING INTO
ACCOUNT THE
PREPARED RISK
ASSESSMENT.



APPLY GLOVES AND BEGIN
TO DISINFECT ALL
EQUIPMENT TO BE USED
PRIOR TO THE SESSION.




SET-UP PLAYER
'SAFE ZONES'
USING HOOPS

ENSURE THEY ARE
APART.



ORGANISE A
CLEAR
'FIRST AID AREA'.



ORGANISE A
CLEAR
'PARENTS AREA'.



SET-UP AND
ORGANISE THE
SESSION.



SANITISE HANDS
AND BE READY TO
WELCOME THE
PLAYERS WITH A
'THUMBS UP' AS
THEY ARRIVE.

AT THE END OF SOCCER SCHOOL



ASK THE PLAYERS
TO RETURN TO
THEIR
'SAFE AREA'.

SANITISE HANDS

COLLECT
BELONGINGS



OBSERVE FOR A
PARENT GIVING
THEIR CHILD A
'THUMBS UP' TO
DEPART.



ONCE ALL
PLAYERS HAVE
LEFT.

DISINFECT
EQUIPMENT POST
SESSION.